

# Shaheed Udham Singh Govt College, Sunam

## Parent Feedback Report

Session: 2023-24

### Contents:

- Objective
- Methodology for Analysis
- Participants
- Analysis and Interpretation

### Objective

- To provide parents the opportunity to comment on the quality of their ward's learning experience, as required in preparation for and as part of review process.
- To assess the success of academic provision in relation to the expectations of both the parents and the students.
- To provide feedback to the faculties in order to improve delivery and/or content of the curriculum.
- To know about the overall experience of the parents with college and their satisfaction level.
- To identify and address gap for improvement.

The parent's feedback form focuses on the following issues:

1. Infrastructure of the college.
2. Learning experience of the student.
3. Assessment of the academic skills and knowledge of the college faculty.
4. Resources provided to students by the college.
5. Opinion about exposure given to their wards as far as carrier opportunities are concerned.
6. Opinion about hostel facilities provided.
7. Experience of parents about administration support.
8. Support of teachers and other faculty to their wards.

The survey was conducted online. Each question has five responses, and respondents have to choose the most appropriate one.

### Methodology for Analysis:

The questionnaire is based on the Likert scale where the responses are recorded on a scale of 1 to 5, with the most positive response (Excellent) being rated as 5 and last option of response (Fair) being rated as 1. The given questionnaire was filled online by 1114 random respondents from all streams. After the survey, the mean score for each question has been calculated and the overall mean has been arrived at.

### Method for calculation of mean score on Likert Scale:

To determine the mean score of the 5-point Likert scale, the following formula has been used:

Mean score =  $(5 \times \text{No. of responses in Excellent parameter} + 4 \times \text{No. of responses in Very Good parameter} + 3 \times \text{No. of responses in Good parameter} + 2 \times \text{No. of responses in Fair parameter} + 1 \times \text{No. of responses in Average parameter}) / \text{Total No. of responses in All parameters}$ .

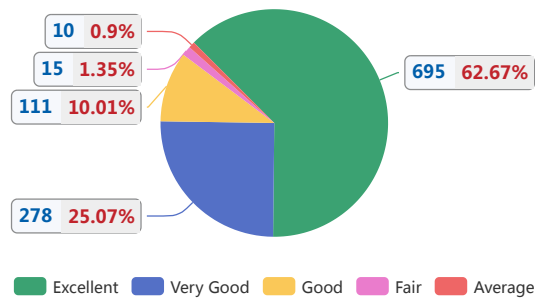
### Participants

Parameter	Respondents
Total Respondents	1114
TOTAL	1114

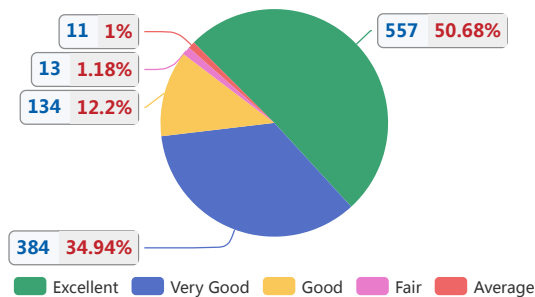
### Analysis and Interpretation:

Parameter	Excellent (5)	Very Good (4)	Good (3)	Fair (2)	Average (1)	Total	Mean Score
The ambience (eg situation, atmosphere etc) of the college with respect to the facilities given to your wards	695	278	111	15	10	1109	4.5
The college environment is conducive for the overall development of your ward	557	384	134	13	11	1099	4.3
My ward is happy with hostel facilities (If applicable)	566	319	157	26	16	1084	4.3
My ward is given enough exposure as far as career orientation is concerned	571	348	137	32	9	1097	4.3
The environment of the college congenial for the students to discuss their problems	607	314	144	19	15	1099	4.3
The authorities are easily approachable regarding any queries	582	340	141	21	13	1097	4.3
I get feedback about my ward (Whenever required)	614	309	140	19	13	1095	4.4
Total	4192	2292	964	145	87	7680	4.3

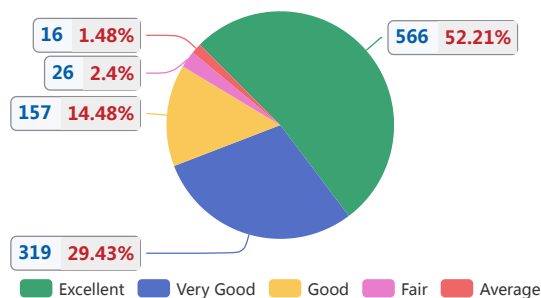
The ambience (eg situation, atmosphere etc) of the college with respect to the facilities given to your wards - Respondents



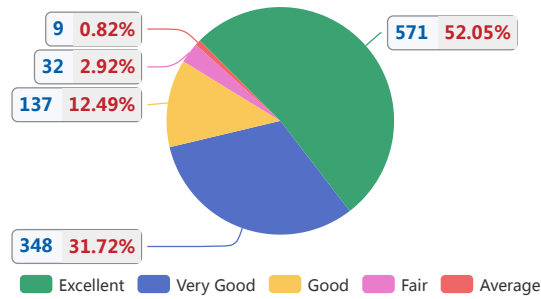
The college environment is conducive for the overall development of your ward - Respondents



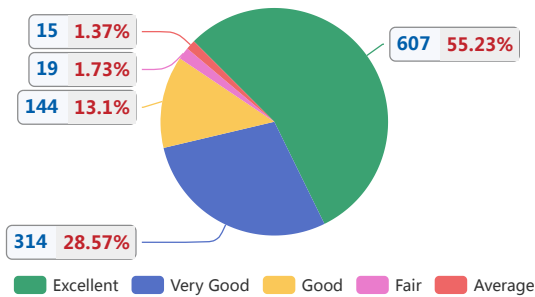
My ward is happy with hostel facilities (If applicable) - Respondents



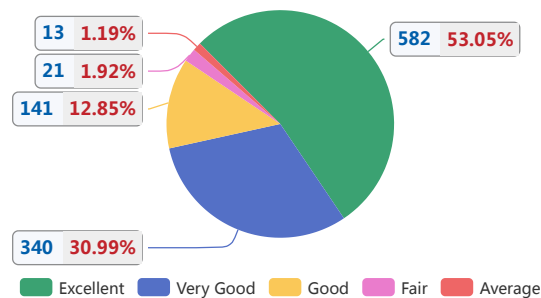
My ward is given enough exposure as far as career orientation is concerned - Respondents



The environment of the college congenial for the students to discuss their problems - Respondents



The authorities are easily approachable regarding any queries - Respondents



I get feedback about my ward (Whenever required) - Respondents

