

Shaheed Udham Singh Govt College, Sunam

Infrastructure Feedback Report

Session: 2023-24

Contents:

- Objective
- Methodology for Analysis
- Participants
- Analysis and Interpretation
 - Class Rooms
 - Library
 - Administration & Office
 - Canteen
 - Sports, Health & Other Facilities
 - Computer Labs
 - Other Lab Facilities
 - Overall Score for Various Categories

Objective

- a. To measure the student's level of satisfaction on their experiences with the Shaheed Udham Singh Govt College, Sunam covering the following areas:
 - Adequacy, accessibility and quality of teaching-learning resources in the college environment.
 - Effectiveness of communication.
 - Academic Staff Performance (Quality of teaching).
 - Evaluation procedure and its effectiveness.
 - Overall student satisfaction level.
- b. To identify and address gaps for improvement.

The survey was conducted online. Each question has five responses, and respondents have to choose the most appropriate one.

Methodology for Analysis:

The questionnaire is based on the Likert scale where the responses are recorded on a scale of 1 to 5, with the most positive response (Excellent) being rated as 5 and last option of response (Fair) being rated as 1. The given questionnaire was filled online by 1704 random respondents from all streams. After the survey, the mean score for each question has been calculated and the overall mean has been arrived at.

Method for calculation of mean score on Likert Scale:

To determine the mean score of the 5-point Likert scale, the following formula has been used:

Mean score = $(5 \times \text{No. of responses in Excellent parameter} + 4 \times \text{No. of responses in Very Good parameter} + 3 \times \text{No. of responses in Good parameter} + 2 \times \text{No. of responses in Fair parameter} + 1 \times \text{No. of responses in Average parameter}) / \text{Total No. of responses in All parameters.}$

Participants

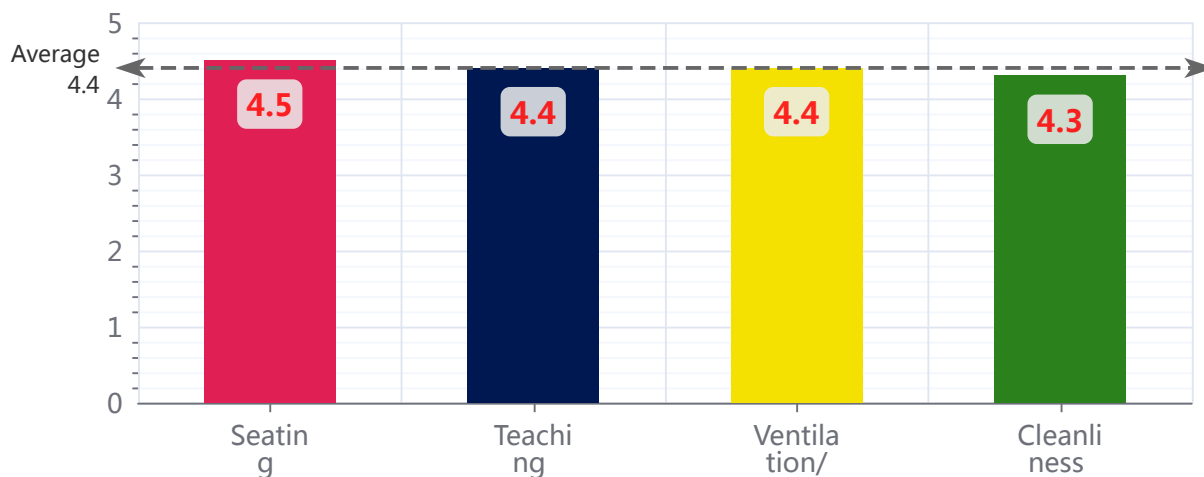
Parameter	Respondents
Total Respondents	1704
TOTAL	1704

Analysis and Interpretation:

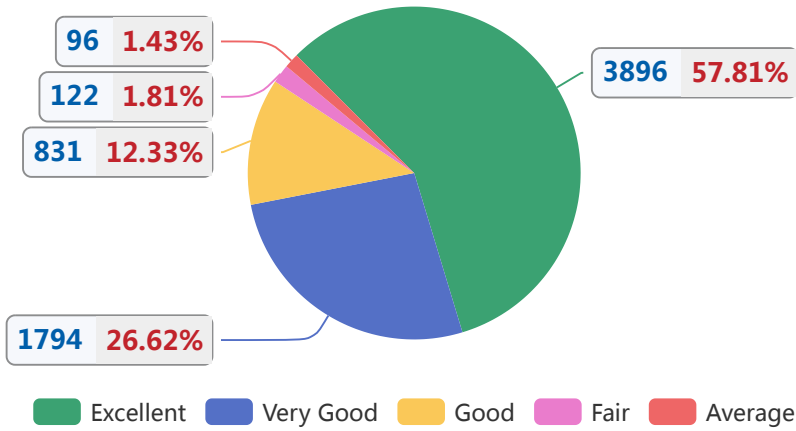
1 - Class Rooms

Parameter	Excellent (5)	Very Good (4)	Good (3)	Fair (2)	Average (1)	Total	Mean Score
Seating capacity	1090	381	184	23	22	1700	4.5
Teaching Learning aids	908	537	192	25	21	1683	4.4
Ventilation/Airy /lighting	962	424	239	33	22	1680	4.4
Cleanliness	936	452	216	41	31	1676	4.3
Total	3896	1794	831	122	96	6739	4.4

Course wise Mean Score



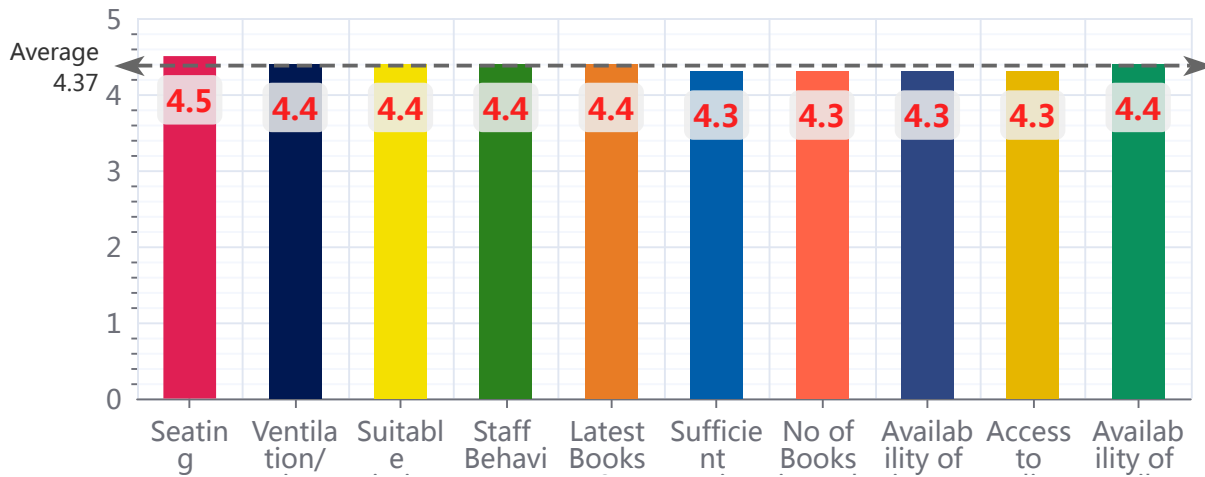
Option wise Respondents



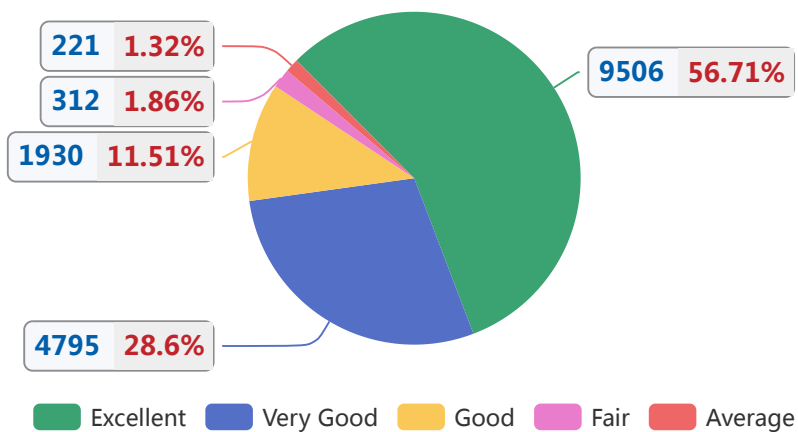
2 - Library

Parameter	Excellent (5)	Very Good (4)	Good (3)	Fair (2)	Average (1)	Total	Mean Score
Seating arrangement and Capacity	1131	376	146	19	28	1700	4.5
Ventilation/Airy/Lighting	928	528	172	36	18	1682	4.4
Suitable Timings	971	463	200	24	18	1676	4.4
Staff Behaviour	924	508	186	31	19	1668	4.4
Latest Books & Journals & Magazines	961	474	197	30	18	1680	4.4
Sufficient copies of Books	914	497	214	35	22	1682	4.3
No of Books issued per student	928	480	221	29	22	1680	4.3
Availability of issue facility during exams	898	511	199	39	23	1670	4.3
Access to online & Offline Journals and Magazines	937	471	200	36	29	1673	4.3
Availability of Daily Newspapers	914	487	195	33	24	1653	4.4
Total	9506	4795	1930	312	221	16764	4.4

Course wise Mean Score



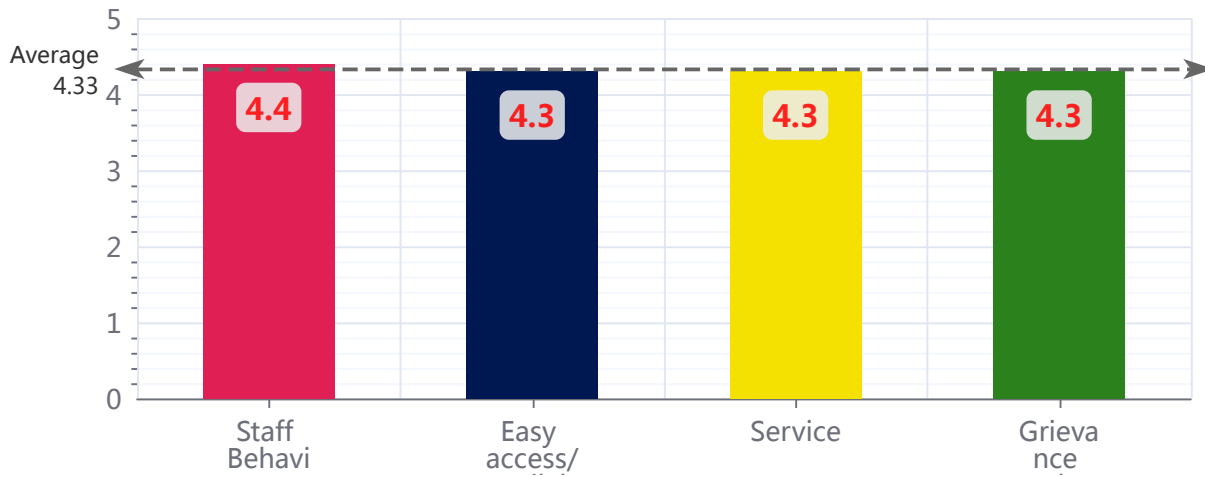
Option wise Respondents



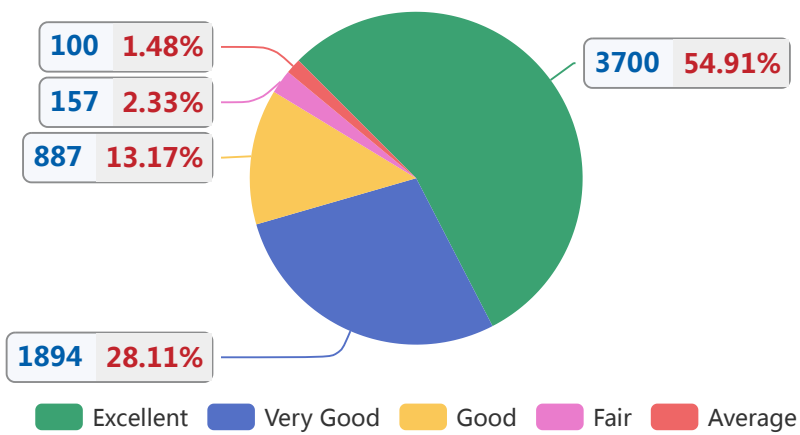
3 - Administration & Office

Parameter	Excellent (5)	Very Good (4)	Good (3)	Fair (2)	Average (1)	Total	Mean Score
Staff Behaviour	1019	411	193	42	28	1693	4.4
Easy access/availability	873	526	221	39	22	1681	4.3
Service Promptness	936	450	241	36	24	1687	4.3
Grievance Redressal	872	507	232	40	26	1677	4.3
Total	3700	1894	887	157	100	6738	4.3

Course wise Mean Score



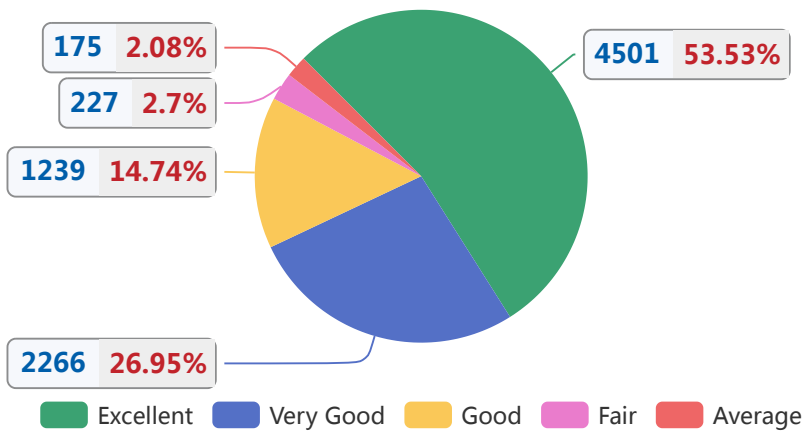
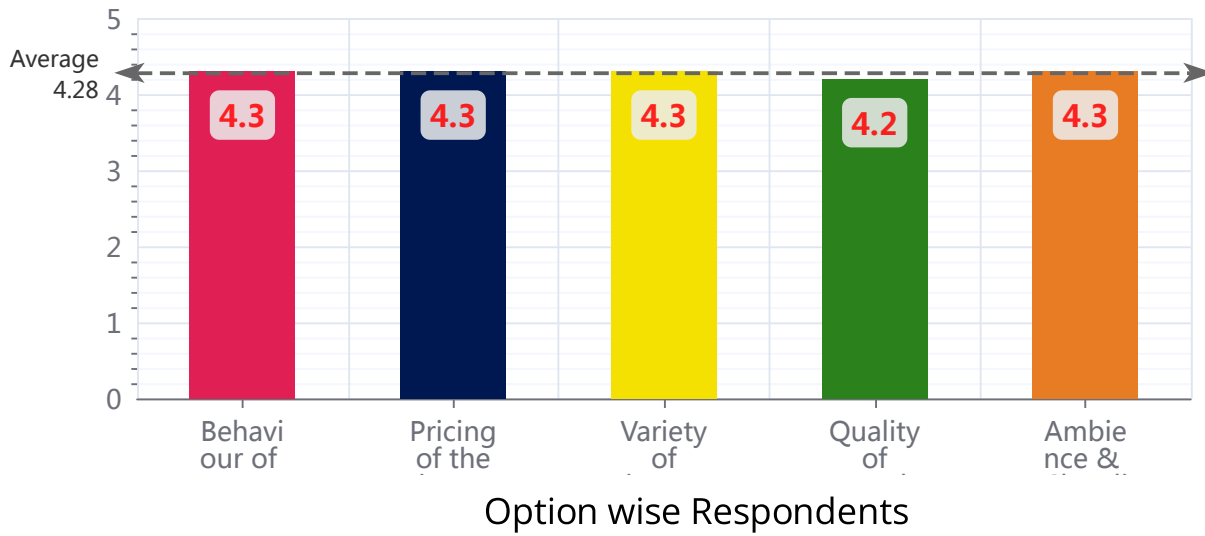
Option wise Respondents



4 - Canteen

Parameter	Excellent (5)	Very Good (4)	Good (3)	Fair (2)	Average (1)	Total	Mean Score
Behaviour of canteen staff	984	405	234	45	27	1695	4.3
Pricing of the items	876	475	251	54	28	1684	4.3
Variety of items available	886	461	260	40	35	1682	4.3
Quality of Food	856	490	251	49	37	1683	4.2
Ambience & Cleanliness	899	435	243	39	48	1664	4.3
Total	4501	2266	1239	227	175	8408	4.3

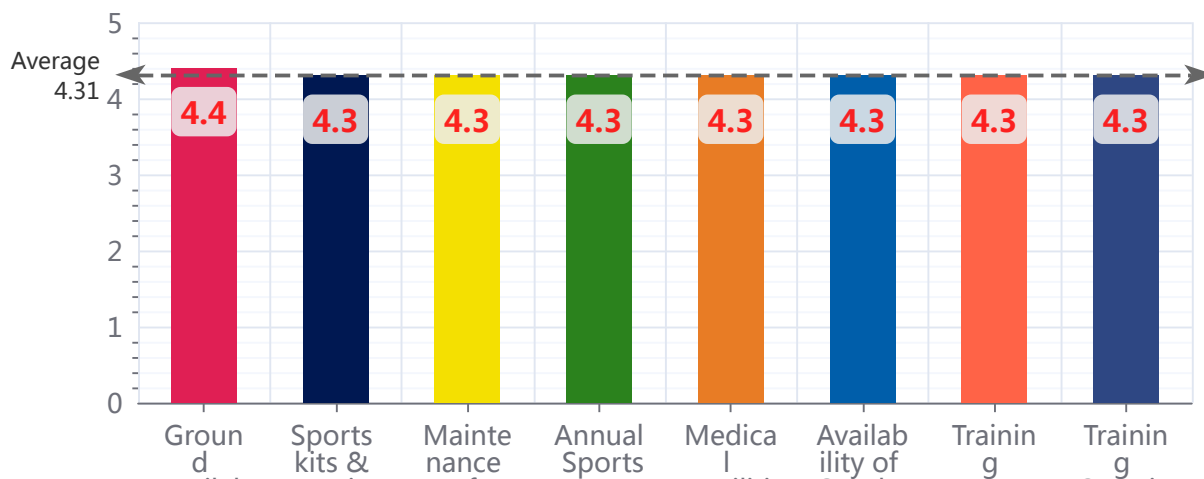
Course wise Mean Score



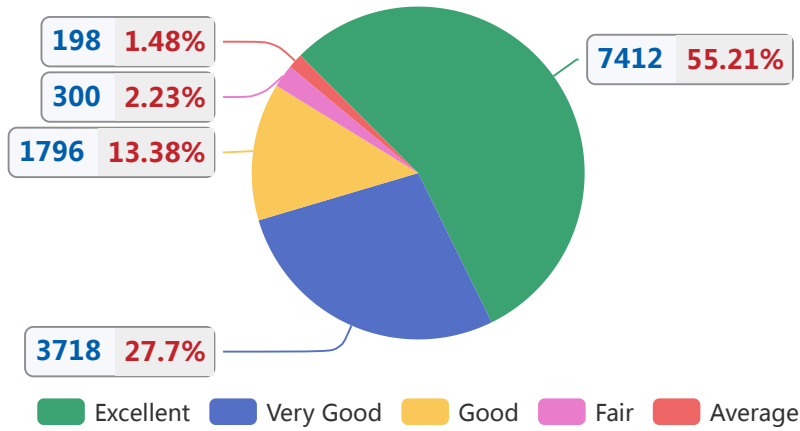
5 - Sports, Health & Other Facilities

Parameter	Excellent (5)	Very Good (4)	Good (3)	Fair (2)	Average (1)	Total	Mean Score
Ground Availability	1060	390	180	31	28	1689	4.4
Sports kits & equipment Availability	881	522	219	42	20	1684	4.3
Maintenance of Grounds	940	443	239	34	23	1679	4.3
Annual Sports/Athletic Meet	899	508	209	41	22	1679	4.3
Medical Facilities for Sportsman	930	450	239	38	25	1682	4.3
Availability of Coaches	877	501	230	39	28	1675	4.3
Training Focused on Relevant Skills	924	448	241	36	25	1674	4.3
Training Session is Well Planned	901	456	239	39	27	1662	4.3
Total	7412	3718	1796	300	198	13424	4.3

Course wise Mean Score



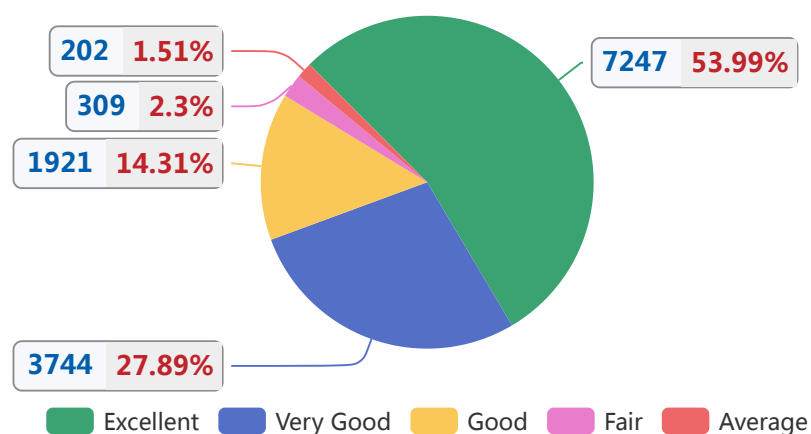
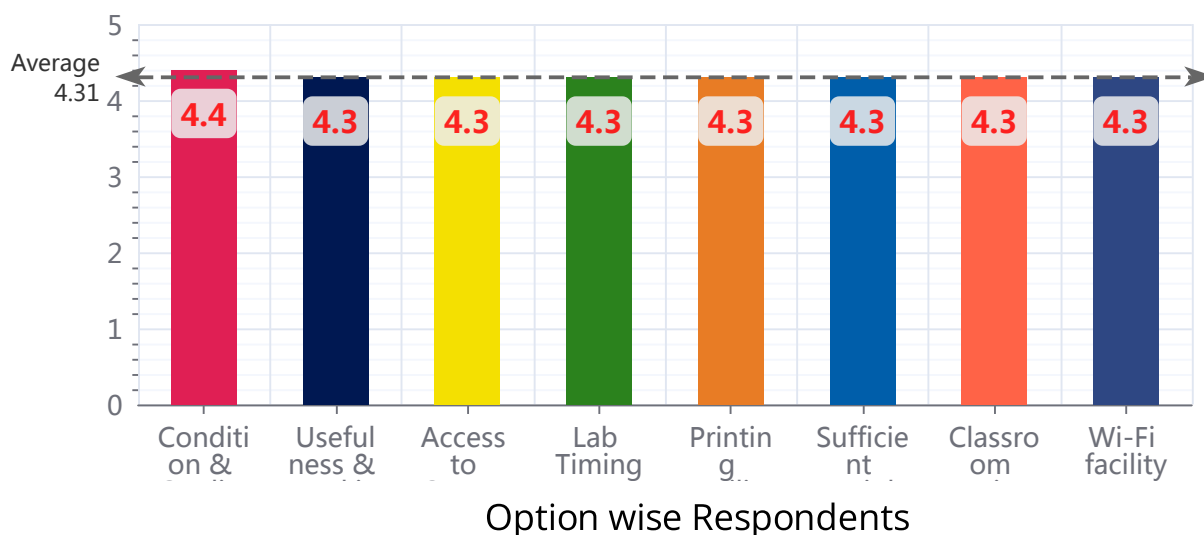
Option wise Respondents



6 - Computer Labs

Parameter	Excellent (5)	Very Good (4)	Good (3)	Fair (2)	Average (1)	Total	Mean Score
Condition & Quality of Hardware (Desktops, printers etc)	1022	403	209	30	28	1692	4.4
Usefulness & working of installed software	877	503	246	38	22	1686	4.3
Access to Computer Labs	930	432	258	40	21	1681	4.3
Lab Timings	859	512	242	41	22	1676	4.3
Printing Facility	902	465	230	44	30	1671	4.3
Sufficient peripherals for devices connectivity	880	499	244	32	26	1681	4.3
Classroom Projectors/ Smart boards working	906	458	247	45	22	1678	4.3
Wi-Fi facility	871	472	245	39	31	1658	4.3
Total	7247	3744	1921	309	202	13423	4.3

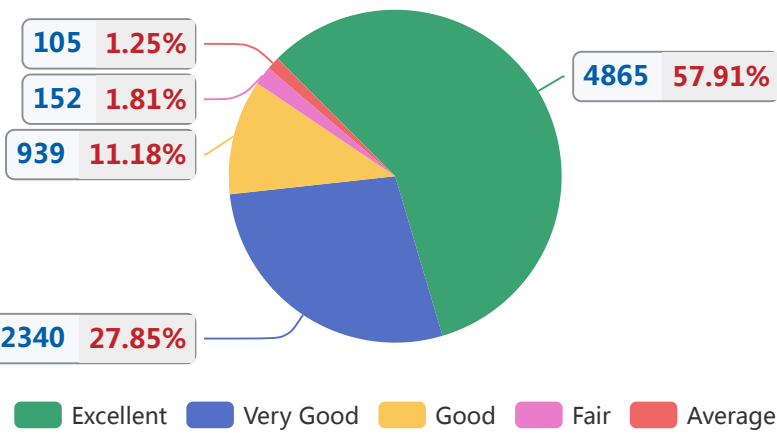
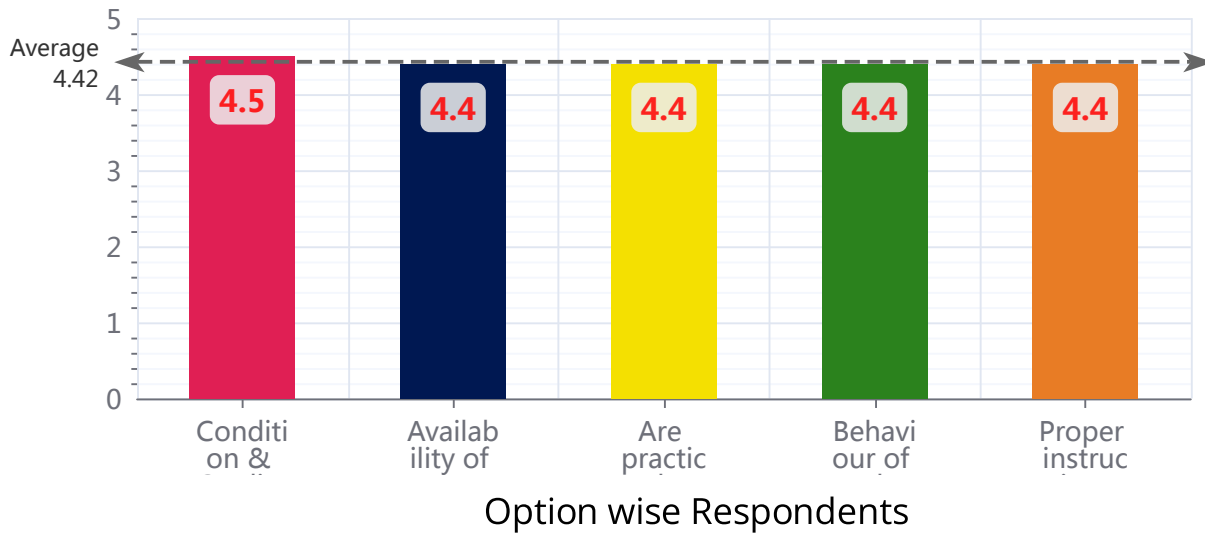
Course wise Mean Score



7 - Other Lab Facilities

Parameter	Excellent (5)	Very Good (4)	Good (3)	Fair (2)	Average (1)	Total	Mean Score
Condition & Quality of Apparatus/Equipments	1084	411	156	20	19	1690	4.5
Availability of Apparatus/equipments	904	549	185	24	19	1681	4.4
Are practicals conducted regularly as per time table	964	460	197	36	22	1679	4.4
Behaviour of Lab Staff	930	485	208	37	18	1678	4.4
Proper instructions given by Faculty	983	435	193	35	27	1673	4.4
Total	4865	2340	939	152	105	8401	4.4

Course wise Mean Score



Overall Mean Score for Various Parameters by Students of Various Courses

Course\Parameter	Class Rooms	Library	Administration & Office	Canteen	Sports, Health & Other Facilities	Computer Labs	Other Lab Facilities	Course wise Mean Score
Parameter wise Mean Score	4.4	4.4	4.3	4.3	4.3	4.3	4.4	4.3