

Shaheed Udham Singh Govt College, Sunam

Alumni Feedback Report

Session: 2023-24

Contents:

- Objective
- Methodology for Analysis
- Participants
- Analysis and Interpretation

Objective

- To provide alumni the opportunity to comment on the quality of their learning experience.
- To assess the success of academic provision in relation to the expectations of the students.
- To provide feedback to the faculties in order to improve delivery and/or content of the curriculum.
- To know about the overall experience of the alumni with college and their satisfaction level.
- To identify and address gap for improvement.

The survey was conducted online. Each question has five responses, and respondents have to choose the most appropriate one.

Methodology for Analysis:

The questionnaire is based on the Likert scale where the responses are recorded on a scale of 1 to 5, with the most positive response (Excellent) being rated as 5 and last option of response (Fair) being rated as 1. The given questionnaire was filled online by 31 random respondents from all streams. After the survey, the mean score for each question has been calculated and the overall mean has been arrived at.

Method for calculation of mean score on Likert Scale:

To determine the mean score of the 5-point Likert scale, the following formula has been used:

Mean score = $(5 \times \text{No. of responses in Excellent parameter} + 4 \times \text{No. of responses in Very Good parameter} + 3 \times \text{No. of responses in Good parameter} + 2 \times \text{No. of responses in Fair parameter} + 1 \times \text{No. of responses in Average parameter}) / \text{Total No. of responses in All parameters}$.

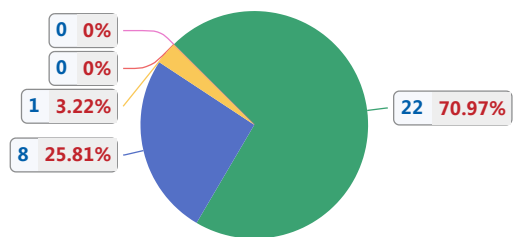
Participants

Parameter	Respondents
Total Respondents	31
TOTAL	31

Analysis and Interpretation:

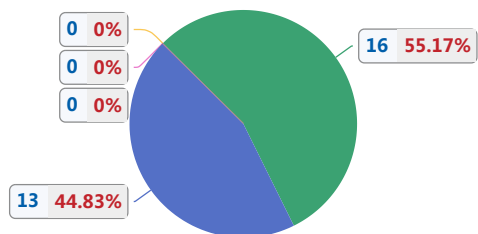
Parameter	Excellent (5)	Very Good (4)	Good (3)	Fair (2)	Average (1)	Total	Mean Score
Admission Procedure	22	8	1	0	0	31	4.7
Ambience	16	13	0	0	0	29	4.6
Infrastructure & Lab facilities	21	9	1	0	0	31	4.6
Teaching abilities of faculty	20	9	2	0	0	31	4.6
Teaching learning aids	20	9	2	0	0	31	4.6
Training & Placement support	17	12	2	0	0	31	4.5
Library	20	11	0	0	0	31	4.6
Canteen Facilities	18	10	2	1	0	31	4.5
Alumni Association/ Network of Old Friends	17	10	4	0	0	31	4.4
Overall Rating of the College	17	12	2	0	0	31	4.5
Total	188	103	16	1	0	308	4.6

Admission Procedure - Respondents



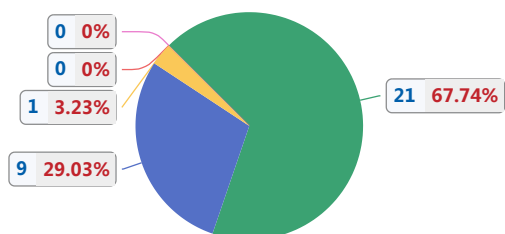
Excellent Very Good Good Fair Average

Ambience - Respondents



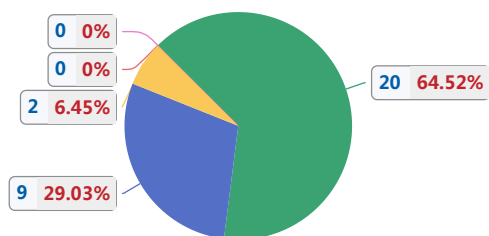
Excellent Very Good Good Fair Average

Infrastructure & Lab facilities - Respondents



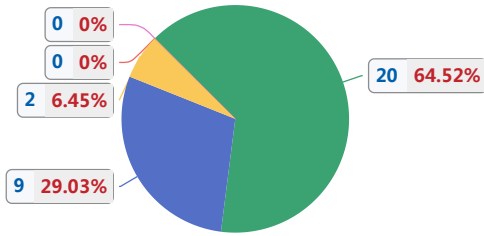
Excellent Very Good Good Fair Average

Teaching abilities of faculty - Respondents



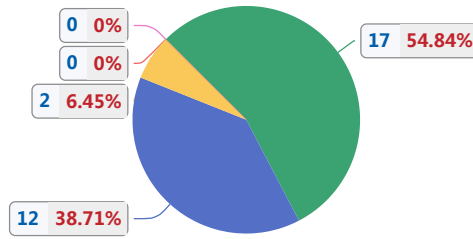
Excellent Very Good Good Fair Average

Teaching learning aids - Respondents



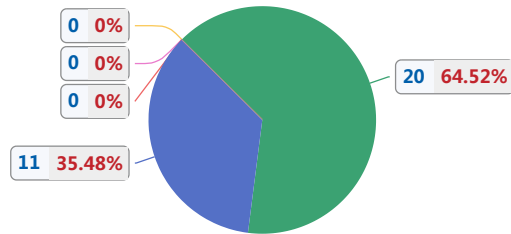
Excellent Very Good Good Fair Average

Training & Placement support - Respondents



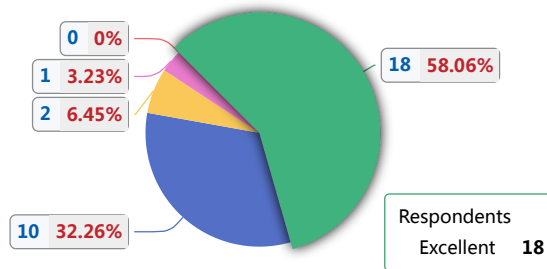
Excellent Very Good Good Fair Average

Library - Respondents



Excellent Very Good Good Fair Average

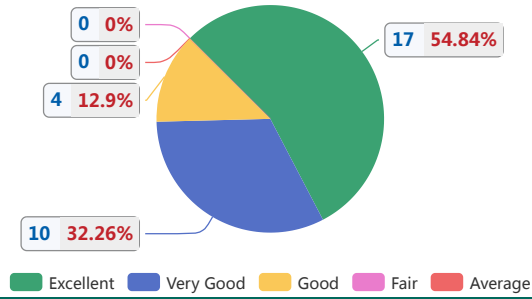
Canteen Facilities - Respondents



Respondents
Excellent 18

Excellent Very Good Good Fair Average

Alumni Association/ Network of Old Friends - Respondents



Overall Rating of the College - Respondents

